


San Jose State University



San José State
UNIVERSITY

Fall 2011

CMPE 272: Enterprise Software Overview

Project:

Apache Chemistry

Date: 5/9/2011

Under guidance of
Professor, Rakesh Ranjan

Submitted by,

Team Titans

Jaydeep Patel (007521007)

Zankhana Pathak (007519343)

Nhathuy Nguyen (001797316)

Abstract

Apache chemistry is basically an open source implementation of OASIS standard for languages like Python, Java and PHP. Chemistry is open source and allows you to imply the the Content management interoperability service (CMIS) specification. Apache Chemistry also provides LAVA client/server libraries, PHP, python, and Microsoft .Net client side libraries, to build CMIS repositories connectors. Basically Apache chemistry connect different platforms that are based on PHP, Python and java, using existing storage. This will save lots of time in process, and money.

INTRODUCTION





Apache chemistry is an open source implementation of the CMIS. CMIS is a standard that define a domain model and restful Atom Pub used by application to work with more than one content Management repositories/system. CMIS bind data across multiple systems that is without understanding of the specific interface for every system. Now a day's use of content management system is increase. Organization will need to find out the way to share data across the system. For customers biggest benefit of CMIS is that it's let them do more without the consideration of the physical location of the system. Content Management system providers like, IBM, Adobe, Alfresco, Microsoft, Nuxeo, and SAP already build their own CMIS standard products. **Apache chemistry** is an open API (Application Programming Interface) to CMIS repositories. Apache Chemistry also provides LAVA client/server libraries, PHP, python, and Microsoft .Net client side libraries, to build CMIS repositories connectors. Basically Apache chemistry connect different platforms that are based on PHP, Python and java, using existing storage. This will save lots of time in process, and money.

Apache Chemistry is a unique name itself. This was not the first choice for the name. The project name go through a few changes before coming up "Apache Chemistry" (based on CMIS - CheMIStry). No one can think that name "chemistry" is not appropriate, but the created of this project feels that these are mostly hypothetical issues. There is one java project named "Chemistry Development Kit". From the name itself one can think that this two projects are related with each other or almost same, but the people who create this project are not worry about this so this should be not an issues for us to.

An official associated that is related with Apache Chemistry says that the project is successfully driving adoption of all CMIS standard. This is perfect for improvement of a developer organization around the CMIS standard, which will makes new tools, improve interoperability,, and foster innovation.

One of the open source supporter, and one of the CMIS repositories asserted, alfresco, and also supporter of open standards, comment about apache chemistry that he is very happy that he have contributed resources to the Apache Chemistry project. The Apache Chemistry project has implement the rules of CMIS and allow developers to create new social content management applications using the Alfresco open source platform.

The Apache Chemistry is project that consisted of more than one sub- projects. Following are the list of the project in Apache Chemistry: 1) OpenCMIS – libraries for Client/server Java;2) cmislib – CMIS library only for client of Python;3) phpclient – only for PHP client, and 4) DotCMIS - CMIS client library for .NET.

-  OpenCMIS
-  Cmislib
-  Phpclient
-  DotCMIS

To have better understanding of the OpenCMIS first we have to understand what is Content Management Interoperability Services (CMIS)? For that we have to have clear idea about Enterprise Content Management (ECM). In next part of the report we will try to explain ECM and CMIS.

ECM

Enterprise Content Management (ECM) is methodology to preserve documents in business organization to help data can retrieve easily. It could be the ability of Capture, Manage, Preserve, Store, and Deliver content and document. ECM purpose is to gain better control, reduce effort, and quick return whenever information is needed to research. For example, bank institutions convert copies of check to electronic version and store them in ECM system to keep track of transaction record. Whenever they need to access a particular record, they can pull out information from ECM in split second. This method is much faster than the traditional way of old system in which banks had to make hardcopy of the check and store them in warehouse. So when they need to look for a specific check copy, they need to search on the warehouse, find the right shelf, identify right box, search it, and make a copy. Then they can mail to the customer. This is a long process. With ECM system, bank officer can print the copy of an electronic version check while talking to customer on phone. **ECM consists of five components which are capture, manage, store, preserve, and deliver**

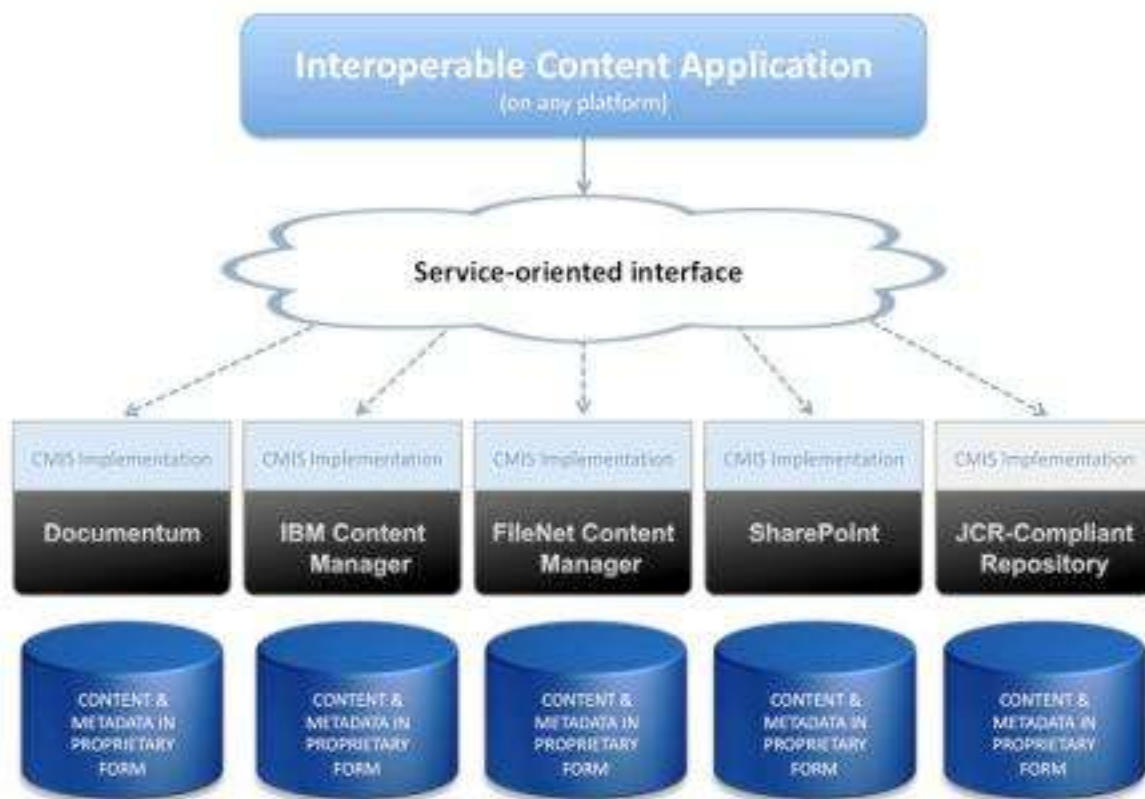
Capture is focus on converting hardcopy to electronic copy while using some information to create index values. Those values will help to locate the document later on. In the case of medical record, it will include patient name, ID, date of visit, phone number to assure record can be search by any information.

Manage purposes is to assure components can be used separately or combine with other data. Its components are document management, collaboration, web content management, record management, and workflow and business process management will incorporate databases as well as access authorization system.

Store component will help to store information. Data will save efficiency in order to share information with other Mange, Store, and Preserver component. Store will also have Repositories as storage location, Library Services to deal with repositories, and storage technology.

Preserve deals with safe, long term, and backup information. It assists to keep track of data according to government and industrial regulations. Deliver is the mechanism to let data transfer between different system and technology. It can break down in three groups: distribution, security, and transformation technology.

As engineers working along with ECM, they realize that they need to have a better way to improve interoperability between ECM systems because of the lack of compatible between different ECM vendors. They need to have a standard to follow to make it easier to merge or integrate data from different technology and platform. As a result, they promote Content Management Interoperability Services (CMIS) as a generic model by using Atom Syndication Format and Atom Publishing Protocol including SOAP and Representational State Transfer (REST)



© Copyright 2008 by EMC, IBM and Microsoft. All rights reserved

Figure 1 CMIS diagram

CMIS

CMIS is not a computer language. It just creates the common rules for CMIS –compliant content management systems to collaborate each other without understanding each system’s specification. Therefore, we need a standard environment which can be fulfilled as many systems as possible and cover enough functionality in many business scenarios. It helps to execute REST-style and SOAP as the content repositories and services. CMIS consists of several models: a domain model, a query language, protocol bindings, and a standard set of services.

Domain model reflects the relationship between objects and methods. It doesn’t specific how technical solutions achieve it. There are several approaches such as using API in programming language, file format, or information exchange via network protocol. As the result, CMIS standardize protocol level which is called bindings.

The graph below shows CMIS meta- model.

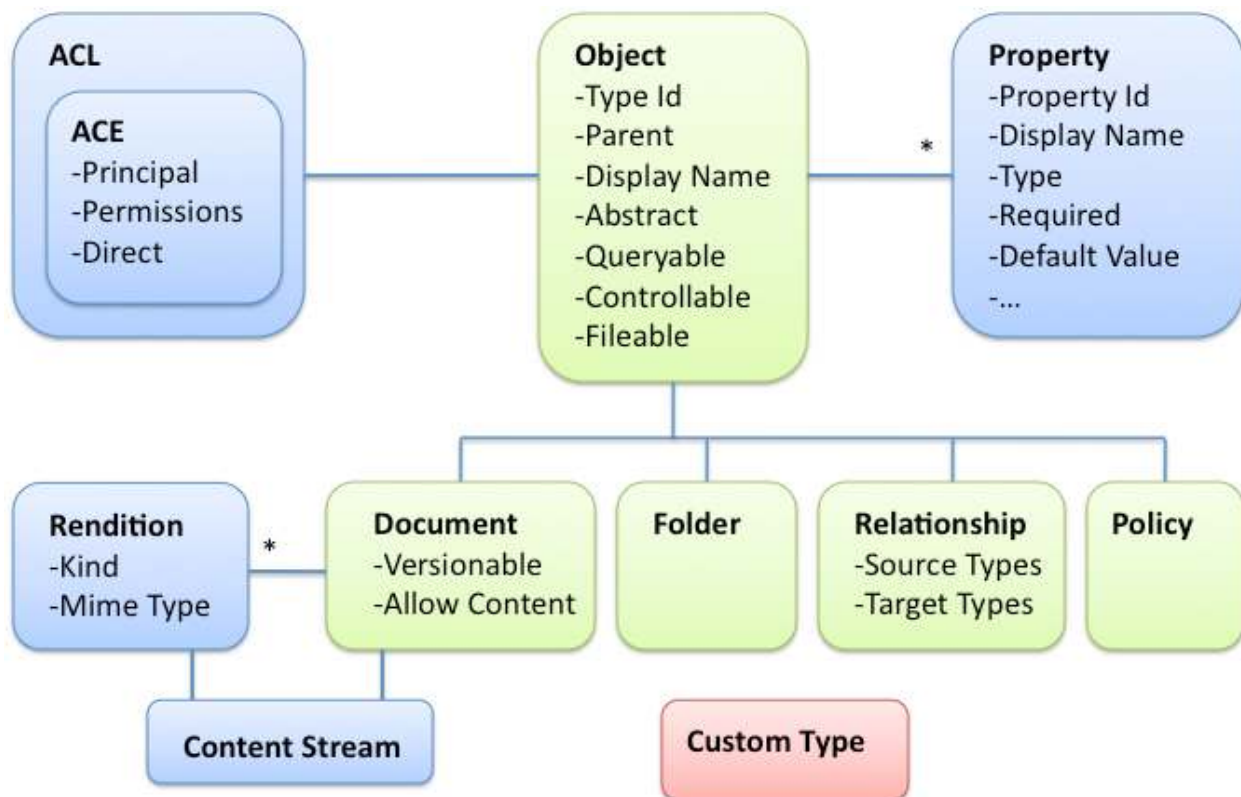











Figure 2 CMIS Meta model

As this stage, CMIS committee approves to use Restful AtomPub binding and SOAP binding for web services. SOAP binding serves as the standard mechanism in web services which are widely support by many platforms. Web services gives engineers wide chances to develop advanced functionalities such as encryption and transaction handling. RESTful AtomPub binding is built on top of Atom Publishing Protocol specifications which help to handle request by using web browser.

Query Language is adapted from SQL-92. It can handle both full-text and metadata-base queries depending on repository.

Protocol Binding is required to access to a repository which is provided RESTful AtomPub and Web Services. RESTful AtomPub is implemented via AtomPub Binding in form of Atom XML feed or Atom XML entry. Web Services is implemented by SOAP.

Services CMIS repository must provide some services below:

-  Repository services: provide information and capacity of repository
-  Navigation services: provide ways to traverse hierarchy in repository
-  Object services: provide all Create, Read, Update, Delete (CRUD) functions
-  Multi-filing services: provide way to put an object in multiple folder
-  Discovery services: query handling
-  Versioning services: dealing with document and its version
-  Relationship services: provide a way to find relationship of an object
-  Policy services: provide a way to apply or to remove the query policies
-  ACL services: provide a way achieve Access Control List of an object

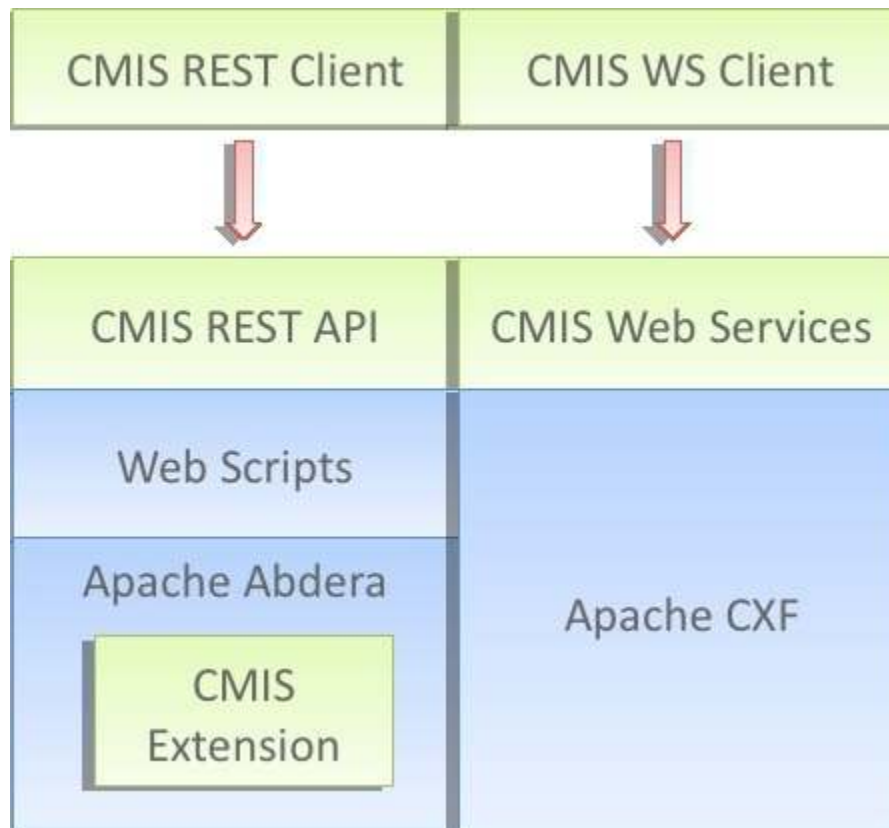


Figure 3 Protocol Binding

<http://jenshuebel.wordpress.com/2010/05/08/whats-this-thing-called-cmis/>

Now we have proper understating regarding the CMS and what is CMIS. Now we can go forwarded with apache Chemistry. In apache chemistry CMIS (Content Management Interoperability Services) standard specifies a domain model and type of bindings, for example AtomPub and SOAP. This model is use by application for working with more than one Content Management repositories and systems. The main aims of this are to provide user or vendor with common formats to share information across Internet.

Originally there were only seven CMS vendors in the OASIS TC, commit of the submission for the specification but now as there are many more vendor join in Open Source as well as commercial.

Implementation of this specification and compatibility with existing implementation are the goal of this project as stats in late 2008. There is also interest in JCR based system.

People are trying to implement this protocol in JCR. As Apache is open source people started working in groups on codebase in Apache Jackrabbit sandbox. This effort makes CMIS more generic framework. Florent Guillaune is the head of this process called "Chemistry". Chemistry takes place in Mercurial source repository outside Apache. As this was developed outside Apache there was confusion and no coordination. Because of this confusion it was proposed that it should be brought to the incubator, for better growth.

More and more vendors are moving to CMIS. This means that customers have more choice for implementations. For the standard to be more successful standard try to achieve followings

- ✚ Documentation has to be clear, built iteratively with continuous feedback from stakeholders
- ✚ Is a nightly defined compatibility process, that implies tools to allow to gauge how this can be congruous with it and interoperable
- ✚ Accurate compliance criteria, written in writing and also in actual trying coding that count how tools and libraries are relate with each other.
- ✚ A given implementation to clear up potential doubts and ensure that the rules can actually be imply in real life situation.

This all points are able to create the exploitation the activity, towards a CMIS execution, easier and more successful. To have a system in good condition will give insurance of a flawless implementation of the process, more define and, at the end a wider acceptance of the standard.

The CMIS ecosystem is very successful in making and documenting drafts the basic rules, yet it might possibly lack two important components, that are a Reference Implementation (RI) and a Technology Compatibility Kit (TCK). As there are many more artifacts can be design severally by any CMIS proponent, the profit of having a real party as a steward of real code is to be reasoned. The Apache Software makers has been playing with this type of roles from long time, and can give the perfect surround parts on the CMIS theme with a bigger amount of experience.

GOALS OF THE APACHE CHEMISTRY PROJECT

Initial goal of the apache chemistry is to implement the updated version of the CMIS specification. Also chemistry gives input to, TC on implementation details of the specification.

CURRENT STATUS OF APACHE CHEMISTRY

The core developer team of apache chemistry is very well knowledgeable in field of ECM industry. Originally core structures of a CMIS sandbox set by jackrabbit PMC members and contribution from the developer team from the organization like Nuxeo, (Florent Guilaune). The draft version of the apache chemistry was implemented on Nuxeo repository.

There is also one commit; witch is managed by an OASIS. The standard definition of the CMIS should be based on the community driven effort. Apache chemistry is driven by community, which initiative in developing a java CMIS implementation. By doing this they are allowing more and more transparency and user suggestion within the meaning and improvement of CMIS specification. This is open sources project so they well come all the input from everyone initially

The apache chemistry project was built using Apache jackrabbit sandbox. The first ever backend code for apache chemistry was written for JCR by Apache jackrabbit.

You can use other projects, which are now on apache functions in apache chemistry. Prime example of this is AtomPub. This is building on an abdera extension covering specific CMIS elements and SOAP's JAX-WS APIs as a server. Now you can establish relationship between different apache projects by using Apache Chemistry. Wicket, tapestry, and Cocoon frameworks now work together.

RISKS AND PROBLEMS

As Apache Chemistry is all new and fresh codebase that is targeting CMIS standardization effort. Now CMIS is also a new and still moving concept. The project success is depends on the CMIS standard. So the main reason to wary is that chemistry needs to work to strengthen the standard of CMIS. This is an open source project and one advantage that apache chemistry got is that all the developer of this projects are very well experienced in Open source.

Other problem comes in the development of this project is as this is open source project all the developer are from the different organization. Because of this they have different background and different priorities for their project part and in the starting stage of the apache chemistry project they are paid for their contribution in this project.

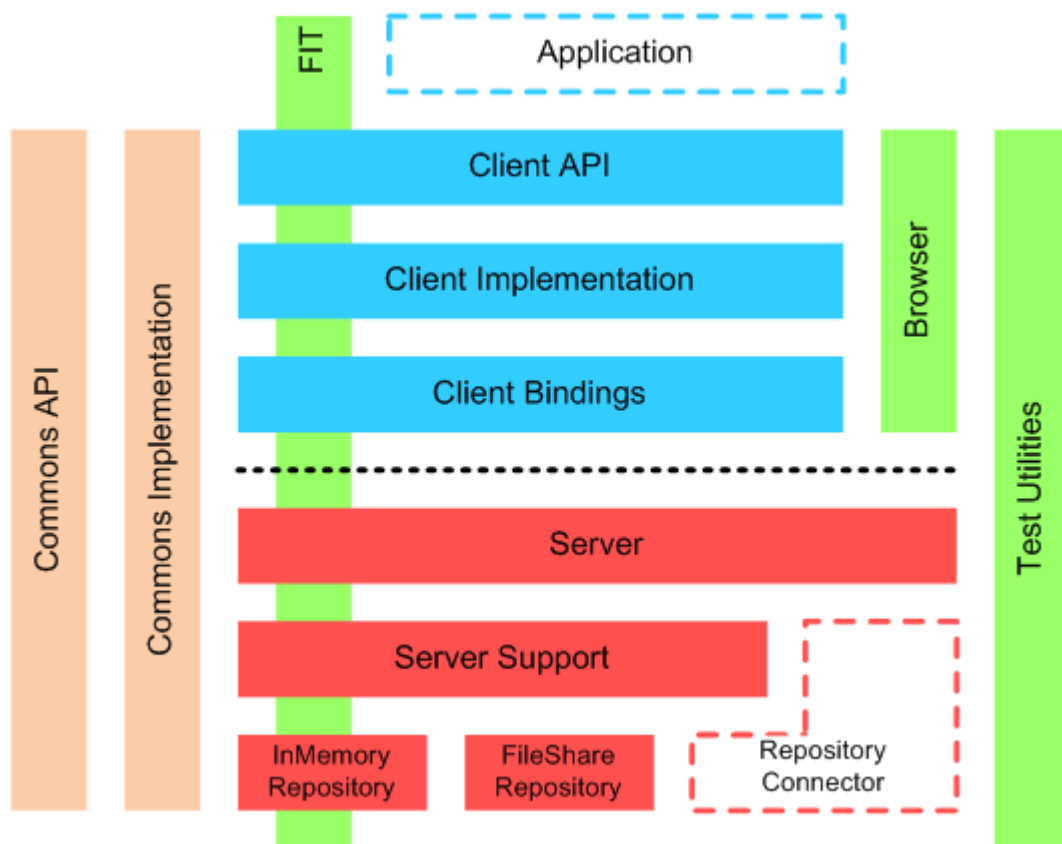
As we talk in above part in the research paper, that Chemistry will work with other apache projects. Chemistry will work with Abdera (AtomPub binding) and CXF (SOAP binding). Because of chemistry is build for the CMIS support other projects from apache may get involve. All this will happen when the standard is final.

Initially Apache chemistry was only develop to use with the java. After that they added libraries for PHP, Python, and .NET. Our focus is on java libraries. Apache chemistry use OpenCMIS for java client/server.

Open CMIS

OpenCMIS is a discovery of the java libraries, tools around the content Management Interoperability Services and framework. To make CMIS simple for java client/server developers is the final aim of the OpenCMIS. OpenCMIS will not show the binding details and give APLs and SPIS on almost different level. There are also test tools for content repository developers and for client. Chemistry is use in CMIS implementation verification and also for enterprise content management solutions. OpenCMIS is developer as open source as well as commercial product. There are many different parts in it but OpenCMIS can be dividing in to 3 major areas. CMIS Client, CMIS Server, and Test and Tools.

- **Chemistry-opencmis-commons**
- **chemistry-opencmis-client:**
- **chemistry-opencmis-server:**
- **chemistry-opencmis-test:**



CMIS COMMONS:

There are two different commons namely commons-api and commons-impl. Chemistry opencmis commons API is responsible for interface, enum and exceptions use by all modules. On the other hand chemistry opencmis commons implement interface define in commons API. It also generates JAXB classes.

CMIS Client

There are two different clients API in OpenCMIS, namely Client API and Client Binding API. For most of the object user cases Client API is perfect to use. As client API is high-level **object orientated API**. Client API comes on the top of the Client Binding API. On other hand Client Binding API reflects the domain model. It allows user to fine grained control.

Chemistry-Opencmis-client-api provides interface to client, and a runtime implementation. This client interface to the binding layer of the client and implements the session cache.

Chemistry-Opencmis-client-bindings layer hides the CMIS AtomPub as well as services binding and provides an interface same as CMIS domin model. Service, parameters, operations and structures are name from the CMIS domain model and act as described in CMIS. Main task of this layer is, cover all CMIS projects and extension points.

CMIS Server

CMIS server handles CMIS binding on the server and also maps them to a similar group of java interface. User doesn't need to worry regarding the protocols they just need to implement interfaces.

In server side there are 2 repository frameworks that are inMemory test repositories that store all the data into memory and fileshare test repository, which save files into the CMIS repository.

Chemistry-opencmis-server-bindings

This server binding provides a server implementation of both atomPub and web services and maps them into java. Request from client converts and push to a repository connector. This connector translates CMIS into native repository.

Chemistry-opencmis-server-inmemory

This is an implementation of CMIS that take content and metadata in memory. Because of this all data is lost after every restart. Server inmemory has 2 main purposes.

- Provide very fast backend for testing purposes without adding any additional dependencies.
- Provides a very simple implementation for the server interface of Open CMIS.

Chemistry-opencmis-server-fileshare

This repository use file system as backend store and gives write/read access to content and metadata. This is stop by the potentiality of the file system and therefore does not support relationships, documentation versions and query.










TEST AND TOOLS

To run client and server that to a simple one, CMIS provide set of test and tools. Right now there are following sets are available.

Chemistry-opencmis-test-browser

This repository is able to support AtomPub binding to provide simply web based browser. This is simple web tool to browse CMIS repositories that support the AtomPub binding. Possession of this is between web browser of end user and CMIS repository. Its feeds repository and create HTML page which enable the end user to navigate through the repository. CMIS contain a WAR file that doesn't require any type of configuration. Than it deploy to a servlet and type the context in web browser. **There is one class for utility named chemistry-opencmis-test-util.**

References:

-  <http://wiki.apache.org/incubator/ChemistryProposal>
-  <http://www.cmswire.com/cms/enterprise-cms/apaches-chemistry-joins-jackrabbit-as-an-asf-toplevel-project-010313.php>
-  <http://www.chemistry.apache.org/>
-  <http://incubator.apache.org/chemistry/opencmis-client-api.html>
-  https://blogs.apache.org/foundation/entry/the_apache_software_foundation_announces11
-  <http://technet.microsoft.com/en-us/library/ff934619.aspx>
-  <https://cwiki.apache.org/CMIS/opencmis-server-framework.html>
-  <http://wiki.alfresco.com/wiki/CMIS>
-  <http://www.infoq.com/news/2011/02/asf-chemistry>